



Mesh Partitioning



Create protected space in work areas in automated warehouses with manufacturing robots.

Areas are kept free of any material ejected by machines in motion.

Different areas can be enclosed with multiple combinations of: four different panel lengths, two pillar heights, double- or single-access gates, sliding doors, opaque sections, mesh zones, irregular-shaped perimeters, etc.

Advantages

- **Modular system** adapts to each area.
- **Fast and easy** to assemble.
- Straightforward **enlargement** and **modification**.
- Designed according to European **occupational health and safety standards**.



Protection of roller conveyor zones



Control and maintenance zone partitions



Chemical products area

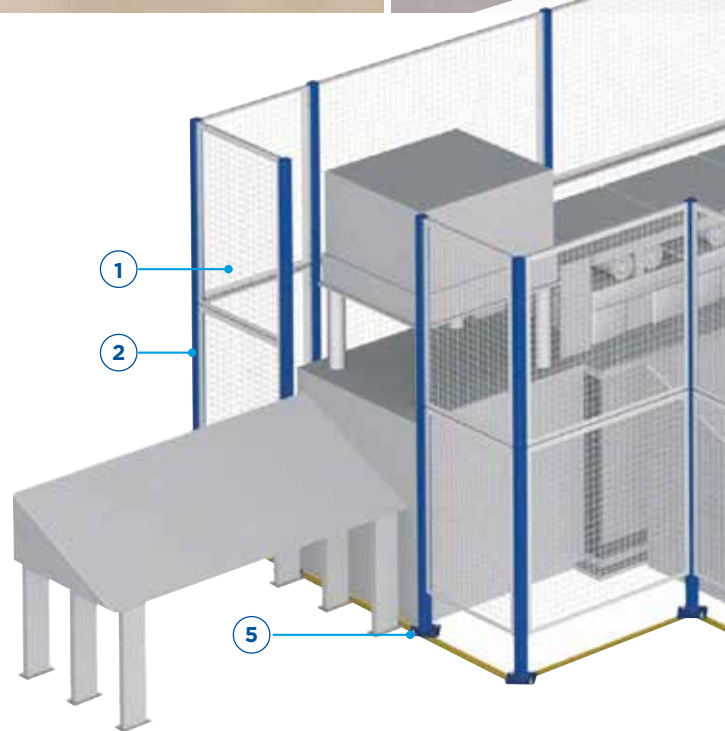
APPLICATIONS

- **Separate and internally divide** different areas within a company's facility.
- Close off **manufacturing** zones with machinery in-motion.
- **Protect** roller conveyor **circuits**.
- **Separate** waste sorting **areas**.
- **Partition** off control and maintenance **zones**.
- Safeguard **chemical products** areas.
- Isolate **substations**, transformers and electrical panels.
- **Mark** the boundaries of loading **areas**.
- **Enclose rack areas** reserved for stacker crane traffic.
- Partition off **storage systems**.



BASIC COMPONENTS

1. Metal partition panel
2. Pillar
3. Hinged pillar
4. Safety shutoff switch
5. Anchorage
6. Access gate



Modules

Interchangeable opaque or mesh partition panels.



Initial mesh module



Extra mesh module



Opaque initial module



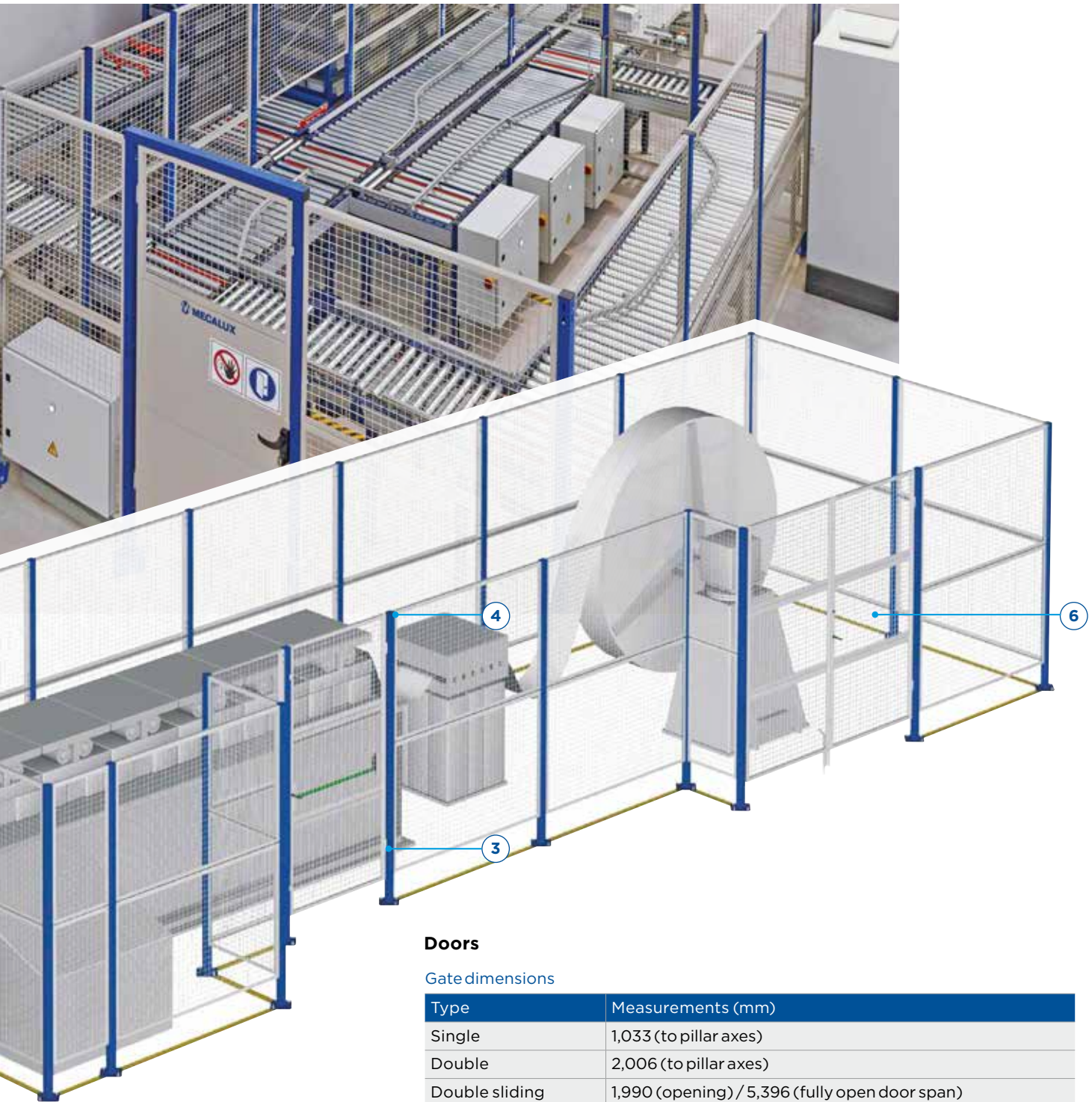
Extra opaque module



Mixed initial module




Extra mixed module



Doors

Gate dimensions

Type	Measurements (mm)
Single	1,033 (to pillar axes)
Double	2,006 (to pillar axes)
Double sliding	1,990 (opening) / 5,396 (fully open door span)



Single door. Opaque or mixed metal mesh




Double door. Metal mesh



Double sliding door system. Metal mesh



ACCESSORIES



Emergency alert system

For installations where immediate evacuation of personnel may be required.



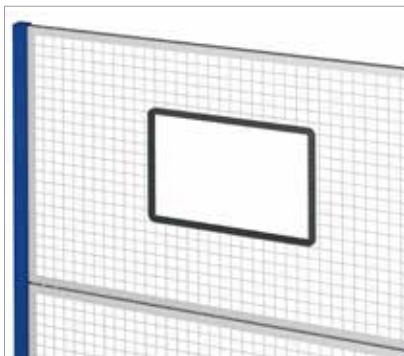
Safety shutoff switch

Cuts power to the machinery when a door opens.



Hinged panel

Serves a wide range of possible arrangements.



Plastic finish

Adjust to different on-site obstacles.

Standard colours


Finished in powder epoxy-polyester paint.



Pillar
RAL 5003



Door
RAL 7032



Panels
RAL 7032

Other non-standard colours available on request.



SAFETY AND PROTECTION

Design standards

The design and installation meet all safety requirements, in accordance with the standards in force:

- BS EN ISO 12100
- BS EN ISO 13857
- BS EN ISO 14120

Legislation and enforcement

The use of appropriate protection on machines is outlined in the current international and countrywide legislation on occupational health and safety.

These standards, whether regarding machines — Directive 2006/42/EC — or their usage, state the need to protect people against the inherent risks involved in handling all types of machinery.





info@mecalux.co.uk - mecalux.co.uk

MECALUX UK LTD.

BIRMINGHAM

Tel. 0121 3336 602

Unit 8, Junction 6 Industrial Park
Electric Avenue, Birmingham B6 7JJ
West Midlands - (United Kingdom)

MECALUX, SA

HEAD OFFICE

Tel. + 34 932 616 913

Silici, 1
08940 Cornellà de Llobregat
Barcelona (SPAIN)

Mecalux has a presence in more than 70 countries worldwide

Offices in: Argentina - Belgium - Brazil - Canada - Chile - Colombia - Czechia - France - Germany - Italy - Mexico
Netherlands - Peru - Poland - Portugal - Slovakia - Spain - Turkey - United Kingdom - Uruguay - USA

